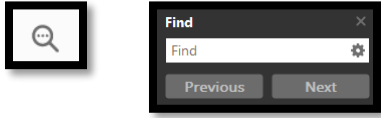




PERMIT INSPECTION DESCRIPTIONS/DEFINITIONS

HOW TO SEARCH THIS DOCUMENT BY A KEY WORD

<p>1. Click the search icon or press the CTRL and F keys on your keyboard. A search window will pop up.</p>	
<p>2. Type a key word from the inspection you are looking for and press next. If found, the word will be highlighted throughout the document. Press Next to navigate to each word location.</p>	

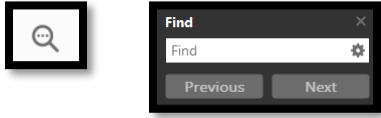
NAME OF INSPECTION	DESCRIPTION/DEFINITION	OTHER INFORMATION
<p>➤ AIR BALANCE-BLDG SAFETY ADMIN</p>	<p>Ventilation systems shall be balanced by an approved method to verify that the system can supply the airflow rates required by 2018 International Mechanical Code, Section 403. <u>The air balance report must be approved and stamped by the designing engineer (registrant).</u></p>	<p>*Used on commercial permits.</p> <p>*When the final report is ready, request this inspection, then email the completed report to your primary building inspector.</p> <p>*This will be required prior to issuance of a Certificate of Occupancy.</p>
<p>➤ BLOWER DOOR FINAL</p>	<p>Third-party testing and report for air tightness/no air leakage within the building envelope.</p>	<p>*When the final report is ready, request this inspection, then email the completed report to your primary building inspector.</p> <p>*If blower door and duct test results are included within the same report, also request the MECHANICAL DUCT SEAL TEST inspection.</p>
<p>➤ BUILDING ABOVE CEILING</p>	<p>Inspection to ensure structural components of the building were not compromised during the installation of mechanical, electrical, or plumbing systems.</p>	<p>*Used on commercial permits.</p> <p>*All inspections labeled, "above ceiling" shall be approved <u>prior</u> to installation of ceiling tiles. Including any fire inspections performed above the ceiling grid.</p>
<p>➤ BUILDING FINAL</p>	<p>Inspection of the overall project. All other final inspections should be ready or have already been approved. If applicable, all engineering, zoning, water utility, and stormwater inspections should already be approved.</p>	<p>*Request all "final" inspections for the same day as applicable to your permit.</p> <p>*Residential builders - also request the C OF O RESIDENTIAL inspection which will serve as the "Certificate of Occupancy" for new homes.</p>

DISCLAIMER: This list is not intended to replace or supplement the Town of Oro Valley's adopted codes or code amendments. Rather it is intended to provide a generalized description of what the permit inspection titles mean.



PERMIT INSPECTION DESCRIPTIONS/DEFINITIONS

HOW TO SEARCH THIS DOCUMENT BY A KEY WORD

<p>1. Click the search icon or press the CTRL and F keys on your keyboard. A search window will pop up.</p>	
<p>2. Type a key word from the inspection you are looking for and press next. If found, the word will be highlighted throughout the document. Press Next to navigate to each word location.</p>	

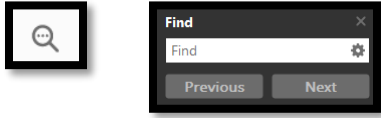
NAME OF INSPECTION	DESCRIPTION/DEFINITION	OTHER INFORMATION
<ul style="list-style-type: none"> ➤ BUILDING PRE-CON 	<p>This item is asking the contractor to schedule an on-site meeting with the Building Inspector to review plans and answer questions about building related matters.</p>	<p>*Call 520-229-4830 <u>between 8:00-8:30 AM</u>. The morning of the scheduled inspection to set a meeting time.</p>
<ul style="list-style-type: none"> ➤ BUILDING PRE-SLAB 	<p>Prior to pouring the concrete slab, this is an inspection of ground compaction and/or floor reinforcement/rebar.</p>	
<ul style="list-style-type: none"> ➤ BUSINESS LICENSE 	<p>Verification that the occupant of a commercial space has (or has applied for) an Oro Valley business license.</p>	<p>*Used on commercial permits. *Approval of this inspection is required prior to issuance of a Certificate of Occupancy.</p>
<ul style="list-style-type: none"> ➤ C OF O BUILDING ➤ COFO BLDG SAFETY ADMIN 	<p>Inspection used to approve the issuance of a Certificate of Occupancy on commercial permits.</p>	<p>*All other inspections included on the permit shall be approved, and all required reports (such as Air Balance, etc.) shall be approved prior to a certificate of occupancy being issued.</p>
<ul style="list-style-type: none"> ➤ C OF O RESIDENTIAL 	<p>This inspection serves as a residential "Certificate of Occupancy." Approval indicates the building is safe to occupy.</p>	<p>*Used on residential permits. *This inspection should be requested with the BUILDING FINAL, and any other final inspections as applicable.</p>
<ul style="list-style-type: none"> ➤ CHLORINATION-BLDG SAFETY ADMIN 	<p>Required if potable water lines are modified or newly installed. The lab testing, results and narrative are performed by a qualified third party. For additional information, go to www.orovalleyaz.gov and type "Chlorination Report" in the search bar.</p>	<p>*Used on commercial permits. *When the final report is ready, request this inspection, then email the completed report to your primary building inspector. *This will be required prior to issuance of a Certificate of Occupancy.</p>

DISCLAIMER: This list is not intended to replace or supplement the Town of Oro Valley's adopted codes or code amendments. Rather it is intended to provide a generalized description of what the permit inspection titles mean.



PERMIT INSPECTION DESCRIPTIONS/DEFINITIONS

HOW TO SEARCH THIS DOCUMENT BY A KEY WORD

<p>1. Click the search icon or press the CTRL and F keys on your keyboard. A search window will pop up.</p>	
<p>2. Type a key word from the inspection you are looking for and press next. If found, the word will be highlighted throughout the document. Press Next to navigate to each word location.</p>	

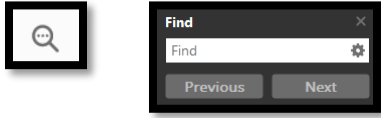
NAME OF INSPECTION	DESCRIPTION/DEFINITION	OTHER INFORMATION
➤ DECK SHEATHING NAILING	Inspection of the wood subfloor attachment and verification of fastening.	
➤ DEMOLITION/REMOVE VERIFICATION	Site visit to verify the demolition, removal, and clean up are per the permit's approved plans. This may include verification utilities have been properly disconnected. If a pool was part of the demolition, the inspection will verify the pool was drained, dried, and the proper size drainage holes are in place.	<p>*Used on <i>demolition permits</i>.</p> <p>*Request this and the PERMIT FINALED inspection at the same time.</p>
➤ DRYWALL	Inspection of the sheet rock attachment for shear walls, fire rated walls, and fire rated supports.	*Request this inspection <u>prior</u> to taping and texturing.
➤ DRYWALL/GAS	This is a drywall and gas clearance combination inspection. Ensure the gas system is under pressure for testing. If approved this inspection will release the gas meter prior to building finals.	
➤ ELECTRIC - ABOVE CEILING	Inspection of electrical conduit, electrical boxes, light fixtures, and other associated electrical components above the ceiling grid.	*Used on commercial permits.*All inspections labeled, "above ceiling" shall be approved prior to installation of ceiling tiles. Including any fire inspections performed above the ceiling grid.
➤ ELECTRIC CABLE DROP	Inspection of the electrical feeders (power lines) from the utility power source to the main electrical panel.	*If applicable to your permit, this inspection is often requested with the ELECTRIC TEMPORARY SERVICE.
➤ ELECTRIC CLEARANCE SOLAR	Inspection for clearance to the utility for solar DG meter. Usually requested with final inspections. All work is completed, and all labeling is in place.	

DISCLAIMER: This list is not intended to replace or supplement the Town of Oro Valley's adopted codes or code amendments. Rather it is intended to provide a generalized description of what the permit inspection titles mean.



PERMIT INSPECTION DESCRIPTIONS/DEFINITIONS

HOW TO SEARCH THIS DOCUMENT BY A KEY WORD

<p>1. Click the search icon or press the CTRL and F keys on your keyboard. A search window will pop up.</p>	
<p>2. Type a key word from the inspection you are looking for and press next. If found, the word will be highlighted throughout the document. Press Next to navigate to each word location.</p>	

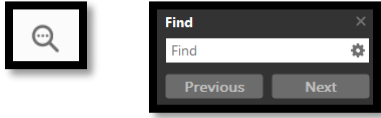
NAME OF INSPECTION	DESCRIPTION/DEFINITION	OTHER INFORMATION
➤ ELECTRIC INTERMEDIATE	Inspection of all wiring, electrical boxes, grounding systems, and panels prior to covering.	
➤ ELECTRIC RECONNECT	Inspection to verify the electrical power can be restored after a power shut down.	Examples include but are <u>not</u> limited to: - Solar de-rate of main breaker - Main panel replace/upgrade - Power shut off by the utility.
➤ ELECTRIC SERVICE UPGRADE	Inspection of the main electrical panel after replacement/upgrade.	Examples include but are <u>not</u> limited to: - PV Solar installation - Replace due to age or damage.
➤ ELECTRIC TEMPORARY SERVICE ➤ TEP ELECTRIC CLEARANCE ➤ TEP FINAL CLEARANCE ➤ TEP TEMP CLEARANCE	A clearance inspection for the utility to provide power and/or set the meter at the main electrical panel.	*If applicable to your permit, this inspection is often requested with the ELECTRIC CABLE DROP.
➤ ELECTRIC UFER	This inspection verifies the appropriate grounding method is used per the permit's approved plans. In new construction the UFER is a concrete-encased grounding electrode embedded into the foundation. For older structures this inspection is used to ensure other grounding methods are installed per approved plans.	*If applicable to your permit, this inspection must be requested prior to pouring footings.
➤ ELECTRIC UNDERGROUND	Inspection of the electrical conduit underground or the direct burial wires listed for the use.	
➤ ELECTRICAL FINAL ➤ ELECTRIC FINAL*	Inspection of all completed electrical work with fixtures hung, covered and operational.	

DISCLAIMER: This list is not intended to replace or supplement the Town of Oro Valley's adopted codes or code amendments. Rather it is intended to provide a generalized description of what the permit inspection titles mean.



PERMIT INSPECTION DESCRIPTIONS/DEFINITIONS

HOW TO SEARCH THIS DOCUMENT BY A KEY WORD

<p>1. Click the search icon or press the CTRL and F keys on your keyboard. A search window will pop up.</p>	
<p>2. Type a key word from the inspection you are looking for and press next. If found, the word will be highlighted throughout the document. Press Next to navigate to each word location.</p>	

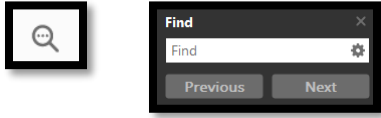
NAME OF INSPECTION	DESCRIPTION/DEFINITION	OTHER INFORMATION
<p>➤ ENERGY CONSERVATION FINAL</p>	<p>Inspection to verify the design and installation of all systems such as heating, cooling, insulation, windows, duct sealing, etc., meet the necessary code requirements regulating energy use and efficiency.</p>	
<p>➤ ENGINEERING ACCESSIBILITY WALKS/RAMPS</p>	<p>Inspection to verify that sidewalks and ramps within the project site are constructed per approved plans and in accordance with the latest requirements of the ADA Standards for Accessible Design.</p>	
<p>➤ ENGINEERING BACKFILL WALL</p>	<p>This inspection is used for retaining walls and is a verification that the soils used to backfill are appropriate for the application.</p>	<p>*Used on wall and fence permits.</p>
<p>➤ ENGINEERING COFO APPROVAL</p>	<p>Inspection to verify that all necessary site improvements have been satisfactorily completed prior to a Certificate of Occupancy being issued for occupancy of a structure.</p>	<p>*All site improvements should be completed at this point, including all paving, parking lot striping, signage installed (e.g., ADA parking), barricade railing, and required drainage improvements.</p>
<p>➤ ENGINEERING FINAL ACCESSIBILITY</p>	<p>Inspection to verify that site accessibility improvements within the project site are constructed per approved plans and in accordance with the latest requirements of the ADA Standards for Accessible Design.</p>	<p>*All improvements associated with accessibility should be completed at this point, including construction of all sidewalks/hardscape, ramps, curb access ramps, parking lot striping (e.g., access aisles, crosswalks, etc.), signs, and handrail where required.</p>
<p>➤ ENGINEERING FINAL GRADING</p>	<p>Grading inspection after all final grading has been completed to verify final site conditions per approved plans.</p>	<p>*All final grading work should be completed at this point, including positive slopes away from structures and final stabilization installed (e.g., riprap, DG, etc.).</p>

DISCLAIMER: This list is not intended to replace or supplement the Town of Oro Valley's adopted codes or code amendments. Rather it is intended to provide a generalized description of what the permit inspection titles mean.



PERMIT INSPECTION DESCRIPTIONS/DEFINITIONS

HOW TO SEARCH THIS DOCUMENT BY A KEY WORD

<p>1. Click the search icon or press the CTRL and F keys on your keyboard. A search window will pop up.</p>	
<p>2. Type a key word from the inspection you are looking for and press next. If found, the word will be highlighted throughout the document. Press Next to navigate to each word location.</p>	

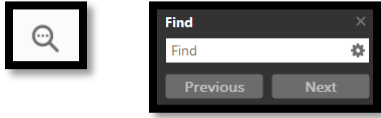
NAME OF INSPECTION	DESCRIPTION/DEFINITION	OTHER INFORMATION
<ul style="list-style-type: none"> ➤ ENGINEERING ROUGH GRADE/PAD ELEV CERT 	<p>Initial grading inspection before a slab is poured. A building pad elevation certification is to be emailed to the engineering inspector at this time before the placement of concrete for the building slab.</p>	<p>*The pad elevation certification is required to be prepared and sealed by a profession Land Surveyor or Civil Engineer, registered in the State of Arizona.</p>
<ul style="list-style-type: none"> ➤ ENGINEERING SITE INSPECTION 	<p>Inspection to verify that all necessary site improvements have been satisfactorily completed per approved plans.</p>	<p>*All site improvements should be completed at this point, including all paving, parking lot striping, signage installed (e.g., ADA parking), barricade railing, and required drainage improvements.</p>
<ul style="list-style-type: none"> ➤ ENGINEERING TRAFFIC CONTROL 	<p>Confirmation the traffic barricades and signage is installed per approved plans.</p>	<p>*Used in permits for work in the public streets (right-of-way).</p>
<ul style="list-style-type: none"> ➤ EXCAVATION/LAYOUT REBAR ➤ EXCAVATION/LAYOUT REBAR/SETBACK ➤ EXCAVATION/LAYOUT/REBAR & ZONE ➤ ENGINEERING EXCAVATION/LAYOUT REBAR/SETBACK 	<p>Inspection of footing trench size, steel placement, and setback requirements.</p>	<p>*Request this inspection <u>prior</u> to pouring footings. For projects using the electric UFER grounding method, request the ELECTRIC UFER inspection at the same time.</p> <p>*For site development which includes walls and retaining walls, these inspections will be performed by engineering.</p>
<ul style="list-style-type: none"> ➤ EXTERIOR METAL CLIPS 	<p>Inspection of mechanical fasteners such as roof to wall, post to beam, metal straps, and studs to top and bottom plates as required.</p>	

DISCLAIMER: This list is not intended to replace or supplement the Town of Oro Valley's adopted codes or code amendments. Rather it is intended to provide a generalized description of what the permit inspection titles mean.



PERMIT INSPECTION DESCRIPTIONS/DEFINITIONS

HOW TO SEARCH THIS DOCUMENT BY A KEY WORD

<p>1. Click the search icon or press the CTRL and F keys on your keyboard. A search window will pop up.</p>	
<p>2. Type a key word from the inspection you are looking for and press next. If found, the word will be highlighted throughout the document. Press Next to navigate to each word location.</p>	

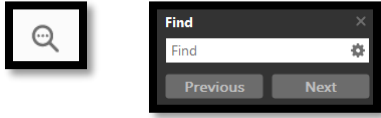
NAME OF INSPECTION	DESCRIPTION/DEFINITION	OTHER INFORMATION
➤ EXTERIOR SHEAR/ROOF NAILING	Inspection of mechanical fasteners such as roof to wall, post to beam, metal straps, and studs to top and bottom plates as required. Inspection of the required nailing on shear walls and wall sheathing. Inspection of nail spacing of roof sheathing and framing members under roof prior to roof covering.	*This is a combination inspection of the exterior metal clips; exterior wall sheathing; and roof nail inspections typically listed separately on a permit.
➤ EXTERIOR WALL SHEATHING	Inspection of the required nailing on shear walls and wall sheathing.	
➤ FINAL FRAME	This should be requested with intermediate inspections to check for any issues involving the framing.	Examples include but are not limited to: - Verify no roof trusses are cut - No missing fireblocks - No damage to the framing or roof structure caused by installation of plumbing, electrical, and mechanical systems.
➤ FINAL GRADING BUILDING	Inspection of the areas surrounding the foundation of a structure to ensure proper drainage and slope so as to divert water away from the structure.	
➤ FIRE ALARM SYS WWW.GRFDAZ.GOV ➤ FIRE ALARM WWW.GRFDAZ.GOV	This inspection is performed by Golder Ranch Fire District (GRFD). Inspection of new installations or modifications to existing fire alarm systems. This includes intermediate and final inspections.	*Request fire inspections direct with Golder Ranch by using their website www.grfdaz.gov click on "Commercial Inspection" and follow the prompts. A GRFD Inspector will provide the date and time for the inspection(s). *Once GRFD has provided a date, go to the Oro Valley customer portal, and request the fire inspection(s) listed on the permit

DISCLAIMER: This list is not intended to replace or supplement the Town of Oro Valley's adopted codes or code amendments. Rather it is intended to provide a generalized description of what the permit inspection titles mean.



PERMIT INSPECTION DESCRIPTIONS/DEFINITIONS

HOW TO SEARCH THIS DOCUMENT BY A KEY WORD


<p>1. Click the search icon or press the CTRL and F keys on your keyboard. A search window will pop up.</p>	
<p>2. Type a key word from the inspection you are looking for and press next. If found, the word will be highlighted throughout the document. Press Next to navigate to each word location.</p>	

NAME OF INSPECTION	DESCRIPTION/DEFINITION	OTHER INFORMATION
		<p>for the same date or day after GRFD's site visit.</p>
<ul style="list-style-type: none"> ➤ FIRE FINAL WWW.GRFDZ.GOV ➤ C OF O FIRE WWW.GRFDZ.GOV 	<p>Inspection of the overall project. All fire system inspections should be ready for inspection or have already been approved.</p>	<p>*Request fire inspections direct with Golder Ranch by using their website www.grfdaz.gov click on "Commercial Inspection" and follow the prompts. A GRFD Inspector will provide the date and time for the inspection(s).</p> <p>*Once GRFD has provided a date, go to the Oro Valley customer portal, and request the fire inspection(s) listed on the permit for the same date or day after GRFD's site visit.</p>



PERMIT INSPECTION DESCRIPTIONS/DEFINITIONS

HOW TO SEARCH THIS DOCUMENT BY A KEY WORD

<p>1. Click the search icon or press the CTRL and F keys on your keyboard. A search window will pop up.</p>	
<p>2. Type a key word from the inspection you are looking for and press next. If found, the word will be highlighted throughout the document. Press Next to navigate to each word location.</p>	

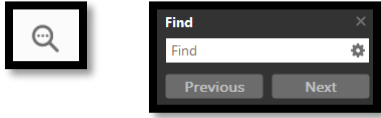
NAME OF INSPECTION	DESCRIPTION/DEFINITION	OTHER INFORMATION
<ul style="list-style-type: none"> ➤ FIRE FUEL SYST WWW.GRFDZ.GOV 	<p>Fire inspection for tanks and/or systems when required by the IFC.</p>	<p>*Request fire inspections direct with Golder Ranch by using their website www.grfdaz.gov click on "Commercial Inspection" and follow the prompts. A GRFD Inspector will provide the date and time for the inspection(s).</p> <p>*Once GRFD has provided a date, go to the Oro Valley customer portal, and request the fire inspection(s) listed on the permit for the same date or day after GRFD's site visit.</p>
<ul style="list-style-type: none"> ➤ FIRE GENERAL WW.GRFDZ.GOV ➤ FIRE CODE GEN WWW.GRFDZ.GOV 	<p>Use this inspection type if the inspection you are requesting does not fall into any other fire related inspection categories.</p>	<p>*Request fire inspections direct with Golder Ranch by using their website www.grfdaz.gov click on "Commercial Inspection" and follow the prompts. A GRFD Inspector will provide the date and time for the inspection(s).</p> <p>*Once GRFD has provided a date, go to the Oro Valley customer portal, and request the fire inspection(s) listed on the permit for the same date or day after GRFD's site visit.</p>

DISCLAIMER: This list is not intended to replace or supplement the Town of Oro Valley's adopted codes or code amendments. Rather it is intended to provide a generalized description of what the permit inspection titles mean.



PERMIT INSPECTION DESCRIPTIONS/DEFINITIONS

HOW TO SEARCH THIS DOCUMENT BY A KEY WORD

<p>1. Click the search icon or press the CTRL and F keys on your keyboard. A search window will pop up.</p>	
<p>2. Type a key word from the inspection you are looking for and press next. If found, the word will be highlighted throughout the document. Press Next to navigate to each word location.</p>	


NAME OF INSPECTION	DESCRIPTION/DEFINITION	OTHER INFORMATION
<p>➤ FIRE HOOD SUPPR WWW.GRFDZ.GOV</p>	<p>New installations or modifications to existing kitchen hood suppression systems.</p>	<p>*Request fire inspections direct with Golder Ranch by using their website www.grfdaz.gov click on "Commercial Inspection" and follow the prompts. A GRFD Inspector will provide the date and time for the inspection(s).</p> <p>*Once GRFD has provided a date, go to the Oro Valley customer portal, and request the fire inspection(s) listed on the permit for the same date or day after GRFD's site visit.</p>
<p>➤ FIRE SPRINKLER WWW.GRFDZ.GOV</p>	<p>New installations or modifications to existing fire sprinkler systems. This includes intermediate and final inspections.</p>	<p>*Request fire inspections direct with Golder Ranch by using their website www.grfdaz.gov click on "Commercial Inspection" and follow the prompts. A GRFD Inspector will provide the date and time for the inspection(s).</p> <p>*Once GRFD has provided a date, go to the Oro Valley customer portal, and request the fire inspection(s) listed on the permit for the same date or day after GRFD's site visit.</p>

DISCLAIMER: This list is not intended to replace or supplement the Town of Oro Valley's adopted codes or code amendments. Rather it is intended to provide a generalized description of what the permit inspection titles mean.



PERMIT INSPECTION DESCRIPTIONS/DEFINITIONS

HOW TO SEARCH THIS DOCUMENT BY A KEY WORD

<p>1. Click the search icon or press the CTRL and F keys on your keyboard. A search window will pop up.</p>	
<p>2. Type a key word from the inspection you are looking for and press next. If found, the word will be highlighted throughout the document. Press Next to navigate to each word location.</p>	


NAME OF INSPECTION	DESCRIPTION/DEFINITION	OTHER INFORMATION
<p>➤ FIRE TENT WWW.GRFDZ.GOV</p>	<p>Inspection for tents over 400 square feet.</p>	<p>*Request fire inspections direct with Golder Ranch by using their website www.grfdaz.gov click on "Commercial Inspection" and follow the prompts. A GRFD Inspector will provide the date and time for the inspection(s).</p> <p>*Once GRFD has provided a date, go to the Oro Valley customer portal, and request the fire inspection(s) listed on the permit for the same date or day after GRFD's site visit.</p>
<p>➤ HEALTH FINAL</p>	<p>Health inspection types are listed on permits that have areas requiring approval from the Pima County Health Department. For example, kitchens/food service, medical facilities, etc.</p>	<p>*Used on commercial permits.</p> <p>*When the final report is ready, request this inspection, then email the completed report to your primary building inspector.</p> <p>*This will be required prior to issuance of a Certificate of Occupancy.</p>
<p>➤ INSULATION</p>	<p>Inspection to verify insulation materials meet the required energy values and are properly installed in accordance with approved plans and current building codes.</p>	

DISCLAIMER: This list is not intended to replace or supplement the Town of Oro Valley's adopted codes or code amendments. Rather it is intended to provide a generalized description of what the permit inspection titles mean.



PERMIT INSPECTION DESCRIPTIONS/DEFINITIONS

HOW TO SEARCH THIS DOCUMENT BY A KEY WORD

<p>1. Click the search icon or press the CTRL and F keys on your keyboard. A search window will pop up.</p>	
<p>2. Type a key word from the inspection you are looking for and press next. If found, the word will be highlighted throughout the document. Press Next to navigate to each word location.</p>	


NAME OF INSPECTION	DESCRIPTION/DEFINITION	OTHER INFORMATION
<p>➤ INVESTIGATIVE INSPECTION</p>	<p>Inspection used in Investigative Permits when a business occupying a commercial space changes ownership.</p>	<p>*Used on commercial permits.</p> <p>*Cannot be used for a new tenant moving into a vacant space.</p> <p>*Cannot be used for a space undergoing construction or remodeling (i.e., tenant improvements).</p> <p>*Cannot be used for a completely different type of business moving into the space. For example, a space previously used as a law office is now going to be a coffee shop.</p>
<p>➤ LATH-PRE INTERMEDIATES</p>	<p>Inspection of the stucco substrate, weep screed, vapor barrier, metal lath wire, thermal barrier in the attic if required.</p>	
<p>➤ MASNRY PATIO/RET WALL PREGROUT ➤ ENGINEERING MASNRY PATIO/RET WALL PREGROUT</p>	<p>Inspection to ensure proper rebar placement as well as verification and receipt of any special inspection reports as required per the approved plans.</p>	
<p>➤ MECHANICAL DUCT SEAL TEST*</p>	<p>Third-party testing and report for air tightness/no air leakage within the building duct work.</p>	<p>*When the final report is ready, request this inspection, then email the completed report to your primary building inspector.</p> <p>*If blower door and duct test results are included within the same report, also request the BLOWER DOOR FINAL inspection.</p>
<p>➤ MECHANICAL FINAL</p>	<p>Inspection of all completed mechanical work with equipment in place and operational.</p>	

DISCLAIMER: This list is not intended to replace or supplement the Town of Oro Valley's adopted codes or code amendments. Rather it is intended to provide a generalized description of what the permit inspection titles mean.



PERMIT INSPECTION DESCRIPTIONS/DEFINITIONS

HOW TO SEARCH THIS DOCUMENT BY A KEY WORD

<p>1. Click the search icon or press the CTRL and F keys on your keyboard. A search window will pop up.</p>	
<p>2. Type a key word from the inspection you are looking for and press next. If found, the word will be highlighted throughout the document. Press Next to navigate to each word location.</p>	


NAME OF INSPECTION	DESCRIPTION/DEFINITION	OTHER INFORMATION
<ul style="list-style-type: none"> ➤ MECHANICAL HOODS 	<p>This inspection is for commercial kitchens and encompasses all inspections that would pertain to the commercial hood requirements.</p>	<p>*Used on commercial permits.</p>
<ul style="list-style-type: none"> ➤ MECHANICAL INTERMEDIATE 	<p>Inspection of duct work, exhausts, vents, and mechanical equipment prior to covering.</p>	
<ul style="list-style-type: none"> ➤ MECHANICAL-ABOVE CEILING 	<p>Inspection of all duct work and equipment installed above the ceiling grid.</p>	<p>*Used on commercial permits.*All inspections labeled, "above ceiling" shall be approved prior to installation of ceiling tiles. Including any fire inspections performed above the ceiling grid.</p>
<ul style="list-style-type: none"> ➤ PERMIT FINALED ➤ PERMIT FINAL 	<p>This inspection is a final review to ensure all other inspections listed on the permit have been approved, all fees have been paid and all conditions of the permit have been met.</p>	<p>*For larger projects this inspection is requested with the other final building inspections.</p> <p>*If the permit contains inspections from other departments such as zoning, engineering, etc. Those inspections should be approved before requesting PERMIT FINALED.</p>
<ul style="list-style-type: none"> ➤ PHOTOVOLTAIC ELECTRIC 	<p>Verify location of all equipment, and inspect all wiring (conductors), boxes, grounding (bonding), panels, and all other electrical equipment to ensure installation is compliant with the 2017 National Electric Code (NEC).</p>	
<ul style="list-style-type: none"> ➤ PHOTOVOLTAIC ROOF MOUNT 	<p>Inspection of attachment points and sealant method per manufacturer's instructions. Height of modules from roof surface. Fire pathways, venting and access.</p>	

DISCLAIMER: This list is not intended to replace or supplement the Town of Oro Valley's adopted codes or code amendments. Rather it is intended to provide a generalized description of what the permit inspection titles mean.



PERMIT INSPECTION DESCRIPTIONS/DEFINITIONS

HOW TO SEARCH THIS DOCUMENT BY A KEY WORD

<p>1. Click the search icon or press the CTRL and F keys on your keyboard. A search window will pop up.</p>	
<p>2. Type a key word from the inspection you are looking for and press next. If found, the word will be highlighted throughout the document. Press Next to navigate to each word location.</p>	


NAME OF INSPECTION	DESCRIPTION/DEFINITION	OTHER INFORMATION
➤ PLUMBING FINAL	Inspection of all completed plumbing with fixtures set and operational.	
➤ PLUMBING GAS PRESSURE TEST ➤ GAS PRESSURE TEST	Inspection of gas line installation and pressure test from meter to structure.	*This inspection should be requested with intermediate inspections. Ensure pressure is on the line for testing.
➤ PLUMBING GAS RECONNECT	Inspection to verify it is safe to reconnect gas from the utility. Ensure gas lines are in a safe condition and required isolation valves and pipe plugs are installed.	
➤ PLUMBING INTERMEDIATE	Inspection of all water, sewer, and vent stacks prior to covering.	
➤ PLUMBING ROOF DRAINS	Roof drains are used in lieu of scuppers on flat roofs. They are tested for water tightness prior to covering in the walls.	
➤ PLUMBING ROUGH SOIL	Inspection of the drain, waste, and vent systems for plumbing under the building.	
➤ PLUMBING SEWER HCS CONNECTION	Inspection of the building's sewer connection to the public sewer system.	
➤ PLUMBING UNDERGROUND ➤ PLUMBING WATER UNDERGROUND	Inspection of all sewer and water piping underground.	*Vent stacks must be filled with water to 10' above top of slab. This inspection should be requested prior to pouring the concrete slab.
➤ PLUMBING-ABOVE CEILING	Inspection of pipe sizes, pipe support, insulation of piping if required above the ceiling grid.	*Used on commercial permits. *All inspections labeled, "above ceiling" shall be approved prior to installation of ceiling tiles. Including any fire inspections performed above the ceiling grid.

DISCLAIMER: This list is not intended to replace or supplement the Town of Oro Valley's adopted codes or code amendments. Rather it is intended to provide a generalized description of what the permit inspection titles mean.



PERMIT INSPECTION DESCRIPTIONS/DEFINITIONS

HOW TO SEARCH THIS DOCUMENT BY A KEY WORD

<p>1. Click the search icon or press the CTRL and F keys on your keyboard. A search window will pop up.</p>	
<p>2. Type a key word from the inspection you are looking for and press next. If found, the word will be highlighted throughout the document. Press Next to navigate to each word location.</p>	


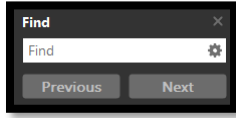
NAME OF INSPECTION	DESCRIPTION/DEFINITION	OTHER INFORMATION
<p>➤ POOL/SPA ELECTRIC</p>	<p>Electrical work for the pool/spa shall be installed in accordance with the current National Electrical Code. All equipment manufacturer’s manuals shall be provided for the inspections. All outdoor installations of electrical wiring must be rated for use in wet and damp areas. All pool circulation pump circuits - 120/240 V shall be GFCI protected. All pool/spa lights shall be GFCI protected. No receptacle outlets are allowed less than 5’ from the pool and rated water resistant and GFCI protected. All requirements for bonding shall be completed.</p>	
<p>➤ POOL/SPA FINAL/BARRIER</p>	<p>All perimeter barrier yard fencing must be installed, completed, and must comply with the current pool/spa code. All gates, as part of the pool barrier, must be installed and must comply, opening away from the pool/spa and must be self-closing and self-latching with latch height of 54 inches above the walking surface. Doors and windows are checked for latch heights at 54 inches, plus self-closing and self-latching. If a window latch, as part of the barrier is less than 54 inches, the window may not open more than 4 inches, and will need a device to secure that 4-inch opening. If using automatic pool/spa covers as barriers, they will be checked for the proper listing as well as the functionality. All components for plumbing, electric, GFCI components,</p>	

DISCLAIMER: This list is not intended to replace or supplement the Town of Oro Valley’s adopted codes or code amendments. Rather it is intended to provide a generalized description of what the permit inspection titles mean.



PERMIT INSPECTION DESCRIPTIONS/DEFINITIONS

HOW TO SEARCH THIS DOCUMENT BY A KEY WORD

1. Click the search icon or press the CTRL and F keys on your keyboard. A search window will pop up.	 
2. Type a key word from the inspection you are looking for and press next. If found, the word will be highlighted throughout the document. Press Next to navigate to each word location.	

NAME OF INSPECTION	DESCRIPTION/DEFINITION	OTHER INFORMATION
	anti-siphon devices and backflow preventors are checked.	



PERMIT INSPECTION DESCRIPTIONS/DEFINITIONS

HOW TO SEARCH THIS DOCUMENT BY A KEY WORD

<p>1. Click the search icon or press the CTRL and F keys on your keyboard. A search window will pop up.</p>	
<p>2. Type a key word from the inspection you are looking for and press next. If found, the word will be highlighted throughout the document. Press Next to navigate to each word location.</p>	


NAME OF INSPECTION	DESCRIPTION/DEFINITION	OTHER INFORMATION
<p>➤ POOL/SPA GAS</p>	<p>Gas piping (if provided) must be pressurized for the inspection with a test gauge showing a minimum pressure for a required time. There shall be no drop in pressure during the test. Gas lines may be PE (Polyethylene), marked, labeled, and listed for the use. The gas pipe must be buried at a minimum of 18” deep measured from the top of the pipe to finished grade. PE pipe must be fitted per the manufacturer’s specifications. A minimum #18AWG yellow tracer wire must be installed with the plastic gas pipe for its entire length and the tracer wire must terminate above grade on both ends. Gas lines of black iron pipe with a factory applied coating to prevent rust and corrosion, can be used underground, all fittings, couplers, joints, elbows, on the factory coating must be properly protected from corrosion and shall be buried at a minimum of 12” deep measured from the top of the pipe to finished grade.</p>	
<p>➤ POOL/SPA HEATER</p>	<p>Heaters are natural gas, electric, propane, or solar. However, for this inspection, an inspector will make sure the bonding is correct. All electrical and gas connections should be properly completed. All equipment manufacturer’s manuals shall be available.</p>	

DISCLAIMER: This list is not intended to replace or supplement the Town of Oro Valley’s adopted codes or code amendments. Rather it is intended to provide a generalized description of what the permit inspection titles mean.



PERMIT INSPECTION DESCRIPTIONS/DEFINITIONS

HOW TO SEARCH THIS DOCUMENT BY A KEY WORD

<p>1. Click the search icon or press the CTRL and F keys on your keyboard. A search window will pop up.</p>	
<p>2. Type a key word from the inspection you are looking for and press next. If found, the word will be highlighted throughout the document. Press Next to navigate to each word location.</p>	


NAME OF INSPECTION	DESCRIPTION/DEFINITION	OTHER INFORMATION
<p>➤ POOL/SPA PLUMBING</p>	<p>Plumbing piping must be of an approved type and installed per code. The circulation plumbing must be under minimum test pressure. Any bending of plumbing piping can only be performed with approved devices designed for the purpose of bending or heating the pipe (no torch heating). All above-ground plumbing pipes must be UV resistant or painted to protect the pipe from UV rays. All plumbing pipes must be buried a minimum of 12" deep measured from the top of the pipe to finished grade.</p>	
<p>➤ POOL/SPA PRE-GUNITE</p>	<p>The site location, excavation and shape of the pool/spa is checked per the approved plans as well as the location of the pool equipment. Any standing water or loose soils and mud have been removed from the excavation. All reinforcing steel is installed per engineering specifications and maintains a minimum of 3" inches of clearance to earth. All steel is checked for rust, debris, and mud. All components of the pool shell that will be concealed by gunite must be installed and inspected during the pre-gunite inspection which includes all associated electric and plumbing approval.</p>	
<p>➤ REINFORCED MASONRY PRE-GROUT ➤ ENGINEERING REINFORCED MASONRY PRE-GROUT</p>	<p>Inspection of vertical steel placement and bond beams in masonry walls.</p>	<p>*This inspection should be requested at 6' high intervals.</p>

DISCLAIMER: This list is not intended to replace or supplement the Town of Oro Valley's adopted codes or code amendments. Rather it is intended to provide a generalized description of what the permit inspection titles mean.



PERMIT INSPECTION DESCRIPTIONS/DEFINITIONS

HOW TO SEARCH THIS DOCUMENT BY A KEY WORD

<p>1. Click the search icon or press the CTRL and F keys on your keyboard. A search window will pop up.</p>	
<p>2. Type a key word from the inspection you are looking for and press next. If found, the word will be highlighted throughout the document. Press Next to navigate to each word location.</p>	


NAME OF INSPECTION	DESCRIPTION/DEFINITION	OTHER INFORMATION
<ul style="list-style-type: none"> ➤ RIGHT OF WAY 	<p>This inspection will confirm the activities in the public road are conducted per approved plans.</p>	<p>*Used in permits for work in the public streets (right-of-way).</p>
<ul style="list-style-type: none"> ➤ ROOF NAILING 	<p>Inspection of nail spacing of roof sheathing and framing members under roof prior to roof covering.</p>	
<ul style="list-style-type: none"> ➤ SIGN ELECTRIC 	<p>Inspection to confirm the electrical connections meet the current Electrical Code standards.</p>	<p>*The applicant may need to provide access to the area where the electrical components are located.</p>
<ul style="list-style-type: none"> ➤ SPC INSP CONCRETE ➤ ENGINEERING SPC INSP CONCRETE 	<p>This Special Inspection is for any engineered structural concrete that was designed by the Structural Engineer. This will include reinforcement designed by the Engineer of Record.</p>	<p>*Your permit will indicate if special inspections are required.</p> <p>*Special inspections are performed by qualified third party inspectors found on the Town's approved "Special Inspector" list. For additional information, go to www.orovalleyaz.gov and type "Special Inspection" in the search bar.</p> <p>*When the final report is ready, request this inspection, then email the completed report to your primary building or engineering inspector.</p>
<ul style="list-style-type: none"> ➤ SPC INSP MASONRY ➤ ENGINEERING SPC INSP MASONRY 	<p>This Special Inspection is for the construction of structural masonry that will include the reinforcement "rebar", or any structural reinforcement designed by the Structural Engineer as shown on the building plan and details.</p>	<p>*Your permit will indicate if special inspections are required.</p> <p>*Special inspections are performed by qualified third party inspectors found on the Town's approved "Special Inspector" list. For additional information, go to www.orovalleyaz.gov and type</p>

DISCLAIMER: This list is not intended to replace or supplement the Town of Oro Valley's adopted codes or code amendments. Rather it is intended to provide a generalized description of what the permit inspection titles mean.



PERMIT INSPECTION DESCRIPTIONS/DEFINITIONS

HOW TO SEARCH THIS DOCUMENT BY A KEY WORD

<p>1. Click the search icon or press the CTRL and F keys on your keyboard. A search window will pop up.</p>	
<p>2. Type a key word from the inspection you are looking for and press next. If found, the word will be highlighted throughout the document. Press Next to navigate to each word location.</p>	


NAME OF INSPECTION	DESCRIPTION/DEFINITION	OTHER INFORMATION
		<p>"Special Inspection" in the search bar.</p> <p>*When the final report is ready, request this inspection, then email the completed report to your primary building or engineering inspector.</p>
<p>➤ SPC INSP STEEL/WELD</p>	<p>This Special Inspection is for any site welding that will take place on the job site.</p>	<p>*Your permit will indicate if special inspections are required.</p> <p>*Special inspections are performed by qualified third party inspectors found on the Town's approved "Special Inspector" list. For additional information, go to www.orovalleyaz.gov and type "Special Inspection" in the search bar.</p> <p>*When the final report is ready, request this inspection, then email the completed report to your primary building inspector.</p>
<p>➤ SPC POST TSN RPT</p>	<p>This Special Inspection is for the placement of the reinforcing tendons used in the post tension slab/foundation. The Engineer will design the layout for the tendons. This inspection is for the report that is completed by a 3rd party special inspector and shall be emailed to the TOV building inspector.</p>	<p>*Your permit will indicate if special inspections are required.</p> <p>*Special inspections are performed by qualified third party inspectors found on the Town's approved "Special Inspector" list. For additional information, go to www.orovalleyaz.gov and type "Special Inspection" in the search bar.</p> <p>*When the final report is ready, request this inspection, then email the completed report to your primary building inspector.</p>

DISCLAIMER: This list is not intended to replace or supplement the Town of Oro Valley's adopted codes or code amendments. Rather it is intended to provide a generalized description of what the permit inspection titles mean.



PERMIT INSPECTION DESCRIPTIONS/DEFINITIONS

HOW TO SEARCH THIS DOCUMENT BY A KEY WORD

<p>1. Click the search icon or press the CTRL and F keys on your keyboard. A search window will pop up.</p>	
<p>2. Type a key word from the inspection you are looking for and press next. If found, the word will be highlighted throughout the document. Press Next to navigate to each word location.</p>	

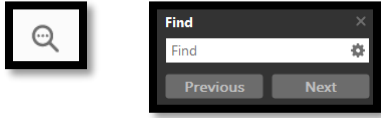
NAME OF INSPECTION	DESCRIPTION/DEFINITION	OTHER INFORMATION
<ul style="list-style-type: none"> ➤ SPC POST TSN SLAB 	<p>This Special Inspection will verify the tensioning of the cables that will be viewed by the Special Inspector.</p>	<p>*Your permit will indicate if special inspections are required.</p> <p>*Special inspections are performed by qualified third party inspectors found on the Town's approved "Special Inspector" list. For additional information, go to www.orovalleyaz.gov and type "Special Inspection" in the search bar.</p> <p>*When the final report is ready, request this inspection, then email the completed report to your primary building inspector.</p>
<ul style="list-style-type: none"> ➤ SPC POST-INSTL ANCR ➤ ENGINEERING SPC POST-INSTL ANCR 	<p>This Special Inspection is for the use of epoxy on the job site. The use of epoxy will be viewed by the special inspector for the proper use of epoxy for missing anchor bolts, engineered hold-downs, and placement of dowels in footings and masonry walls.</p>	<p>*Your permit will indicate if special inspections are required.</p> <p>*Special inspections are performed by qualified third party inspectors found on the Town's approved "Special Inspector" list. For additional information, go to www.orovalleyaz.gov and type "Special Inspection" in the search bar.</p> <p>*When the final report is ready, request this inspection, then email the completed report to your primary building or engineering inspector.</p>
<ul style="list-style-type: none"> ➤ SPC SOIL COMPACT 	<p>This Special Inspection is for the soils testing on site that will match the findings in the Geotechnical Report.</p>	<p>*Your permit will indicate if special inspections are required.</p> <p>*Special inspections are performed by qualified third party inspectors found on the Town's approved</p>

DISCLAIMER: This list is not intended to replace or supplement the Town of Oro Valley's adopted codes or code amendments. Rather it is intended to provide a generalized description of what the permit inspection titles mean.



PERMIT INSPECTION DESCRIPTIONS/DEFINITIONS

HOW TO SEARCH THIS DOCUMENT BY A KEY WORD

<p>1. Click the search icon or press the CTRL and F keys on your keyboard. A search window will pop up.</p>	
<p>2. Type a key word from the inspection you are looking for and press next. If found, the word will be highlighted throughout the document. Press Next to navigate to each word location.</p>	


NAME OF INSPECTION	DESCRIPTION/DEFINITION	OTHER INFORMATION
		<p>"Special Inspector" list. For additional information, go to www.orovalleyaz.gov and type "Special Inspection" in the search bar.</p> <p>*When the final report is ready, request this inspection, then email the completed report to your primary building inspector.</p>
<ul style="list-style-type: none"> ➤ SPECIAL INSPECTIONS (AS NOTED ON PLANS) ➤ ENGINEERING SPCL INSP (AS NOTED ON PLANS) 	<p>This Special Inspection is for any inspections that would be noted on the building plans.</p>	<p>*Your permit will indicate if special inspections are required.</p> <p>*Special inspections are performed by qualified third party inspectors found on the Town's approved "Special Inspector" list. For additional information, go to www.orovalleyaz.gov and type "Special Inspection" in the search bar.</p> <p>*When the final report is ready, request this inspection, then email the completed report to your primary building or engineering inspector.</p>
<ul style="list-style-type: none"> ➤ STEM WALL RETAINING ➤ ENGINEERING STEM WALL RETAINING 	<p>Inspection of form work and vertical steel placement before pouring or grouting cells</p>	
<ul style="list-style-type: none"> ➤ STORMWATER INITIAL SWPPP 	<p>The inspection will confirm the BMP (best management practice); which may be waddles or silt fencing, are installed per approved plans.</p>	

DISCLAIMER: This list is not intended to replace or supplement the Town of Oro Valley's adopted codes or code amendments. Rather it is intended to provide a generalized description of what the permit inspection titles mean.



PERMIT INSPECTION DESCRIPTIONS/DEFINITIONS

HOW TO SEARCH THIS DOCUMENT BY A KEY WORD

<p>1. Click the search icon or press the CTRL and F keys on your keyboard. A search window will pop up.</p>	
<p>2. Type a key word from the inspection you are looking for and press next. If found, the word will be highlighted throughout the document. Press Next to navigate to each word location.</p>	


NAME OF INSPECTION	DESCRIPTION/DEFINITION	OTHER INFORMATION
<p>➤ STORMWATER FINAL SWPPP</p>	<p>The inspection will confirm the drainage infrastructure, erosion protection and sediment control measures are installed per approved plan and verify the site is properly stabilized.</p>	
<p>➤ STORMWATER INITIAL FLOODPLAIN INSPECTION</p>	<p>The inspection will confirm existing drainage conditions and verify limits of grading are per approved plans.</p>	
<p>➤ STORMWATER FINAL FLOODPLAIN INSPECTION</p>	<p>The inspection will confirm the project improvements impacting the regulatory floodplain are constructed per approved plans.</p>	
<p>➤ SW GAS CLEARANCE*</p>	<p>Inspection to release meter clearance to Southwest Gas. Typically, this clearance would be given at finals for projects such as pools, residential plumbing, and other minor projects.</p>	<p>*New construction of residential and commercial buildings will use DRYWALL/GAS as the inspection type to release gas meters.</p>
<p>➤ UNDERWATER ACCENT TILE/MARKER</p>	<p>Any projections in the pool/spa area such as benches, stairs, seats, lagoons shall be differentiated by colors, patterns, or finishes of the pool and spa interiors.</p>	
<p>➤ WATER UTILITY (for CofO only)</p>	<p>In order for your project to be signed off for the Certificate of Occupancy, the Water Utility needs to verify that any issues related to the potable water infrastructure that serves your project have been resolved.</p>	

DISCLAIMER: This list is not intended to replace or supplement the Town of Oro Valley's adopted codes or code amendments. Rather it is intended to provide a generalized description of what the permit inspection titles mean.



PERMIT INSPECTION DESCRIPTIONS/DEFINITIONS

HOW TO SEARCH THIS DOCUMENT BY A KEY WORD

<p>1. Click the search icon or press the CTRL and F keys on your keyboard. A search window will pop up.</p>	
<p>2. Type a key word from the inspection you are looking for and press next. If found, the word will be highlighted throughout the document. Press Next to navigate to each word location.</p>	


NAME OF INSPECTION	DESCRIPTION/DEFINITION	OTHER INFORMATION
<ul style="list-style-type: none"> ➤ WATER UTILITY BACKFLOW (for CofO only) 	<p>In order for your project to be signed off for the Certificate of Occupancy, the Water Utility needs to verify that any issues related to the backflow prevention device(s) that serve your project have been resolved.</p>	
<ul style="list-style-type: none"> ➤ WINDOWS- U VALUES 	<p>Confirmation the installed windows meet the energy efficiency rating for our region.</p>	
<ul style="list-style-type: none"> ➤ ZONING ACCESSWAY SITE RESTORATION ➤ ZONING RIGHT OF WAY RESTORATION FINAL 	<p>This inspection indicates the construction project has the potential to impact or damage sidewalks, streets, or other public land.</p>	<p>*This inspection is to aid in confirming the construction site has been cleaned up and repaired (if needed).</p>
<ul style="list-style-type: none"> ➤ ZONING ARCHITECTURE 	<p>Confirmation that exterior paint, materials and finishes match the approvals from the Planning & Zoning review process.</p>	<p>*There also may have been other exterior changes required to be done or maintained on an existing building that need to be confirmed at the end of the project.</p>
<ul style="list-style-type: none"> ➤ ZONING COFO 	<p>Verification the occupying use is allowed. Also, confirmation site is prepared to open to the public.</p>	<p>*This may also include confirming the trash dumpsters and portable facilities have been removed.</p>
<ul style="list-style-type: none"> ➤ ZONING FINAL 	<p>Verification that zoning code requirements of this project were met. This final inspection aids in closing out the permit.</p>	<p>*Zoning code requirements may include specific lot or land use standards.</p>
<ul style="list-style-type: none"> ➤ ZONING HEIGHT VERIFICATION and/or CERTIFICATE 	<p>The zoning code has specific limits on the heights of structures. This inspections indicates the height of the built structure was very close to the maximum allowed height. Therefore, a surveyor must confirm the height of the structure.</p>	<p>*The approved plans should be labeled with a note indicating this requirement and a certificate should be included in the approved plan set. The results of the survey should be emailed to the zoning code site inspector. Occasionally a minor height confirmation may be allowed to be conducted by the owner or Town staff. The permit conditions will indicate this.</p>

DISCLAIMER: This list is not intended to replace or supplement the Town of Oro Valley's adopted codes or code amendments. Rather it is intended to provide a generalized description of what the permit inspection titles mean.



PERMIT INSPECTION DESCRIPTIONS/DEFINITIONS

HOW TO SEARCH THIS DOCUMENT BY A KEY WORD

<p>1. Click the search icon or press the CTRL and F keys on your keyboard. A search window will pop up.</p>	
<p>2. Type a key word from the inspection you are looking for and press next. If found, the word will be highlighted throughout the document. Press Next to navigate to each word location.</p>	


NAME OF INSPECTION	DESCRIPTION/DEFINITION	OTHER INFORMATION
<p>➤ ZONING INTERMEDIATE</p>	<p>This inspection will confirm that certain required architectural features of a building appear to be getting installed as shown on the plans.</p>	<p>*Some structures obtained a Planning approval which required specific exterior features. This inspection is to ensure those get installed prior to final inspections.</p>
<p>➤ ZONING INTERMEDIATE EXTERIOR LIGHT HEIGHT VERIFY</p>	<p>This inspection verifies the junction boxes for exterior lights or the poles for parking lot lights are installed at the correct height before the project moves forward.</p>	<p>*The zoning code, section 27.5, limits the height of exterior wall mounted lights and parking lot lights.</p>
<p>➤ ZONING IRRIGATION AUDIT CERT SPECIAL INSP</p>	<p>Irrigation audit of the newly installed irrigation system shall be performed by a certified landscape irrigation auditor, prior to the issuance of a certificate of occupancy. The inspector is chosen by the property owner/developer.</p>	<p>*The zoning code, section 27.6.E.2.a: A landscape irrigation audit is required prior to the issuance of a certificate of occupancy.</p>
<p>➤ ZONING LANDSCAPE INSTALL</p>	<p>This inspection is to confirm installation of the plants as is shown on the plans.</p>	<p>*The project was approved with specific landscape plans that were reviewed by the Planning staff.</p>
<p>➤ ZONING LIMITS OF GRADING</p>	<p>Grading for the project related to the permit was approved only for a certain area. The approved area is expected to be fenced or clearly identified on the site so that staff can verify that only the area approved for disturbance will be graded.</p>	<p>*Staff will periodically check to ensure the grading limits are being maintained throughout the project.</p>
<p>➤ ZONING LOCATION</p>	<p>This inspection confirms certain structures were placed according to plans.</p>	<p>*The zoning code requires the location of the item listed in the permit to be located in a specific area as shown on the approved plans.</p>
<p>➤ ZONING MECHANICAL EQUIP SCREENING</p>	<p>This inspection will verify the a/c unit, pool equipment, etc., are screened from view as indicated on the plans.</p>	<p>*The zoning code requires outdoor mechanical equipment to be screened from view.</p>

DISCLAIMER: This list is not intended to replace or supplement the Town of Oro Valley's adopted codes or code amendments. Rather it is intended to provide a generalized description of what the permit inspection titles mean.



PERMIT INSPECTION DESCRIPTIONS/DEFINITIONS

HOW TO SEARCH THIS DOCUMENT BY A KEY WORD

<p>1. Click the search icon or press the CTRL and F keys on your keyboard. A search window will pop up.</p>	
<p>2. Type a key word from the inspection you are looking for and press next. If found, the word will be highlighted throughout the document. Press Next to navigate to each word location.</p>	


NAME OF INSPECTION	DESCRIPTION/DEFINITION	OTHER INFORMATION
<ul style="list-style-type: none"> ZONING OUTDOOR LIGHTING 	<p>The zoning code, section 27.5, contains certain requirements for outdoor lighting. This inspection is confirming compliance with those requirements.</p>	<p>*The permit conditions should list the special conditions for this project related to outdoor lighting.</p>
<ul style="list-style-type: none"> ZONING OUTDOOR LIGHTING HEIGHT & SHIELDING 	<p>This inspection verifies compliance with the height and shielding requirements.</p>	<p>*The zoning code, section 27.5, limits the height of exterior wall mounted lights and parking lot lights. Also, outdoor lighting was shown on the approved plans as fully shielded or unshielded.</p>
<ul style="list-style-type: none"> ZONING PLANT SALVAGE ZONING PLANT SALVAGE/TAGGING/VERIFY PLAN ID 	<p>Staff verifies the plants on the lot are tagged with colors indicating their outcome as was designated in the approved landscape plan. Staff will also make note of any untagged plants.</p>	<p>*Generally red tags indicate the plant will be destroyed, blue indicates the plant will be salvaged and white indicates the plant will remain in place.</p>
<ul style="list-style-type: none"> ZONING PRE-FINAL 	<p>This inspection indicates that some features of a site or building should be checked during the construction phase. This may include a certain number of windows, architectural features, etc.</p>	<p>*The pre-final is to draw attention to a certain zoning code related item and its progress during construction rather than waiting for final inspections to notice potential issues.</p>
<ul style="list-style-type: none"> ZONING PUBLIC ART 	<p>Commercial projects are required to install an approved piece of artwork on the site prior to gaining final approvals. This inspection is to confirm the art piece was installed as approved through the Planning & Zoning process.</p>	<p>*The "public art" is actually privately owned art.</p>
<ul style="list-style-type: none"> ZONING ROUGH FRAME MECHANICAL EQUIPMENT SCREENING 	<p>A check to confirm the structural components are being placed to accommodate the required exterior mechanical equipment screening.</p>	<p>* In some cases that may be the deep parapet walls, or it may mean an independent screen wall around the equipment and/or the units.</p>

DISCLAIMER: This list is not intended to replace or supplement the Town of Oro Valley's adopted codes or code amendments. Rather it is intended to provide a generalized description of what the permit inspection titles mean.



PERMIT INSPECTION DESCRIPTIONS/DEFINITIONS

HOW TO SEARCH THIS DOCUMENT BY A KEY WORD

<p>1. Click the search icon or press the CTRL and F keys on your keyboard. A search window will pop up.</p>	
<p>2. Type a key word from the inspection you are looking for and press next. If found, the word will be highlighted throughout the document. Press Next to navigate to each word location.</p>	

NAME OF INSPECTION	DESCRIPTION/DEFINITION	OTHER INFORMATION
<p>➤ ZONING ROUGH FRAME EXTERIOR LIGHT HEIGHT VERIFY</p>	<p>This inspection will confirm the intended location of the exterior lights meet the height limits of the zoning code.</p>	
<p>➤ ZONING SETBACK VERIFICATION</p>	<p>Projects are to be built a certain distance from the lot line or other structures. This inspections confirms compliance.</p>	<p>*Ultimate confirmation of setbacks is the burden of the property owner and/or the property owner's surveyor.</p>
<p>➤ ZONING SIGN FINAL</p>	<p>This is the final confirmation that the installed sign meets the approved plans and zoning code standards.</p>	<p>*This final inspection aids in closing out the permit.</p>
<p>➤ ZONING SIGN ILLUMINATION LABEL VERIFY</p>	<p>A label must be attached to the exterior of sign, at least on one letter, indicating compliance with maximum kelvin or nit rating.</p>	<p>*OVZC 28.3.B.1.g requires a label indicating compliance with the brightness levels in the zoning code. This is a label provided by and installed by the sign company.</p>
<p>➤ ZONING SPECIAL CONDITIONS</p>	<p>This item indicates that certain lot specific zoning standards apply to this project and will need to be confirmed on site.</p>	<p>*There should be a corresponding condition listed on the permit explaining the special condition expectations.</p>
<p>➤ ZONING TIMER FINAL</p>	<p>At the time of inspection, staff will need verification that a timer or equivalent method of turning the signs off has been implemented.</p>	<p>*Typically, the hours that signs are allowed to be lit is limited. Timers are often installed to ensure the signs comply with the time of illumination.</p>
<p>➤ ZONING VERIFY PLANT NURSERY</p>	<p>Staff checks that the plant nursery, that was designated to contain the salvaged plants, has been established, is protected, and receiving irrigation.</p>	<p>*Random checks may be performed during the construction of the site to verify plant health and quantities are maintained.</p>

DISCLAIMER: This list is not intended to replace or supplement the Town of Oro Valley's adopted codes or code amendments. Rather it is intended to provide a generalized description of what the permit inspection titles mean.