Parks & Recreation Department Community Academy
October 20, 2022

Town of Oro Valley

Parks and Recreation Department

Inspire Connection Through Recreation

- Admiration
- Aquatics
- Community Center
- Recreation/Culture
- Park Management
- Golf Contract

Parks and Recreation Master Plan

Master Plan Process

- Phase I
  - Community Profile
  - Community Engagement
  - Level of Service
- Phase II
  - Connectivity Analysis
  - Concept Site Plans
  - Capital Improvement Plan

Implementation

- Park Bond
  - Golf Irrigation
  - Tennis/Pickleball Courts
  - Multi-use Paths
  - Naranja Park
- Programming
  - Senior Task Force
  - Health and Wellness
  - Community Events

oro-valley-parks-and-recreation-final-draft-master-plan-4.13.21.pdf (orovalleyaz.gov)

Town of Oro Valley
www.orovalleyaz.gov

Phase I – Community Profile

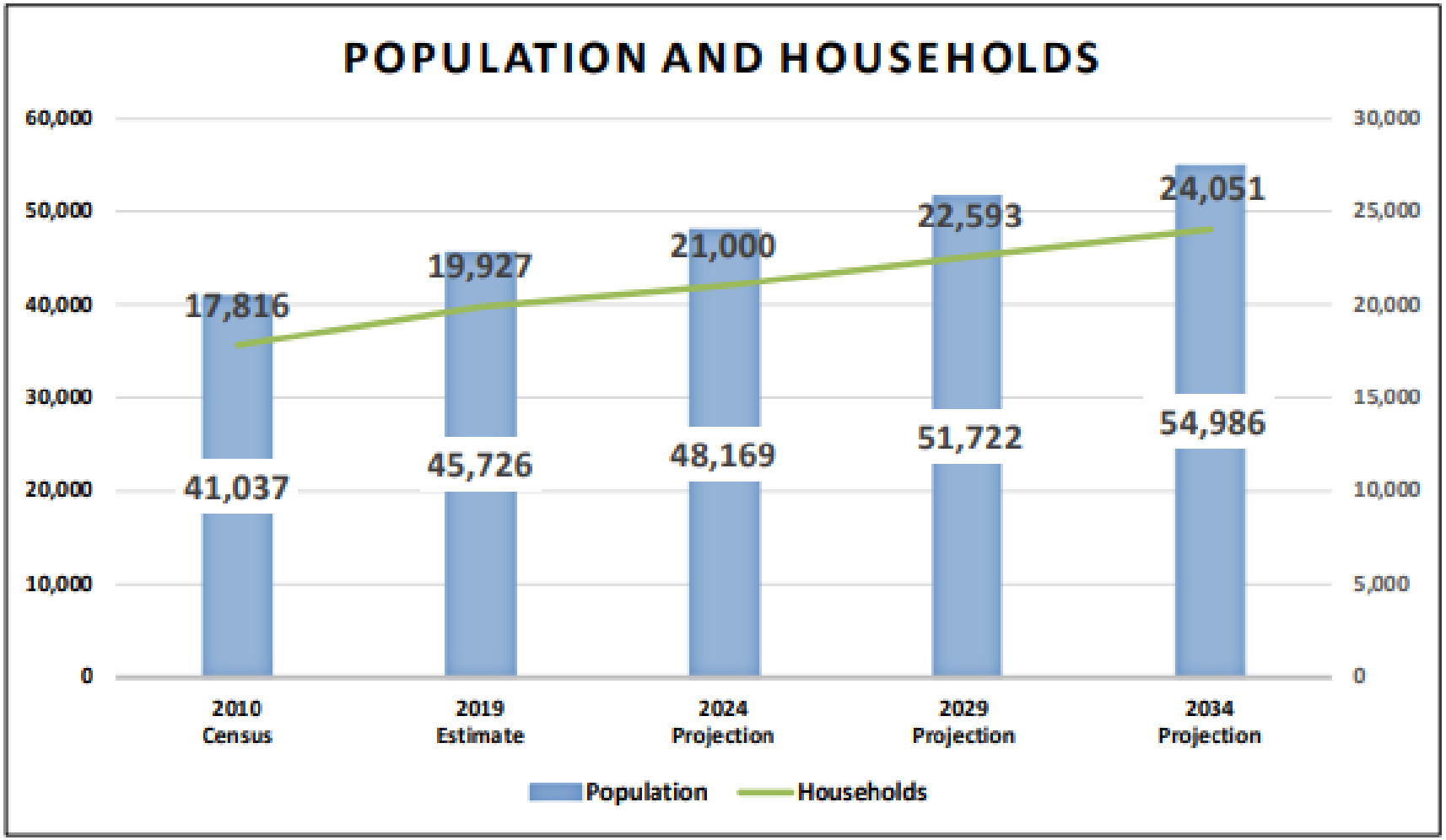

Phase I – Community Profile

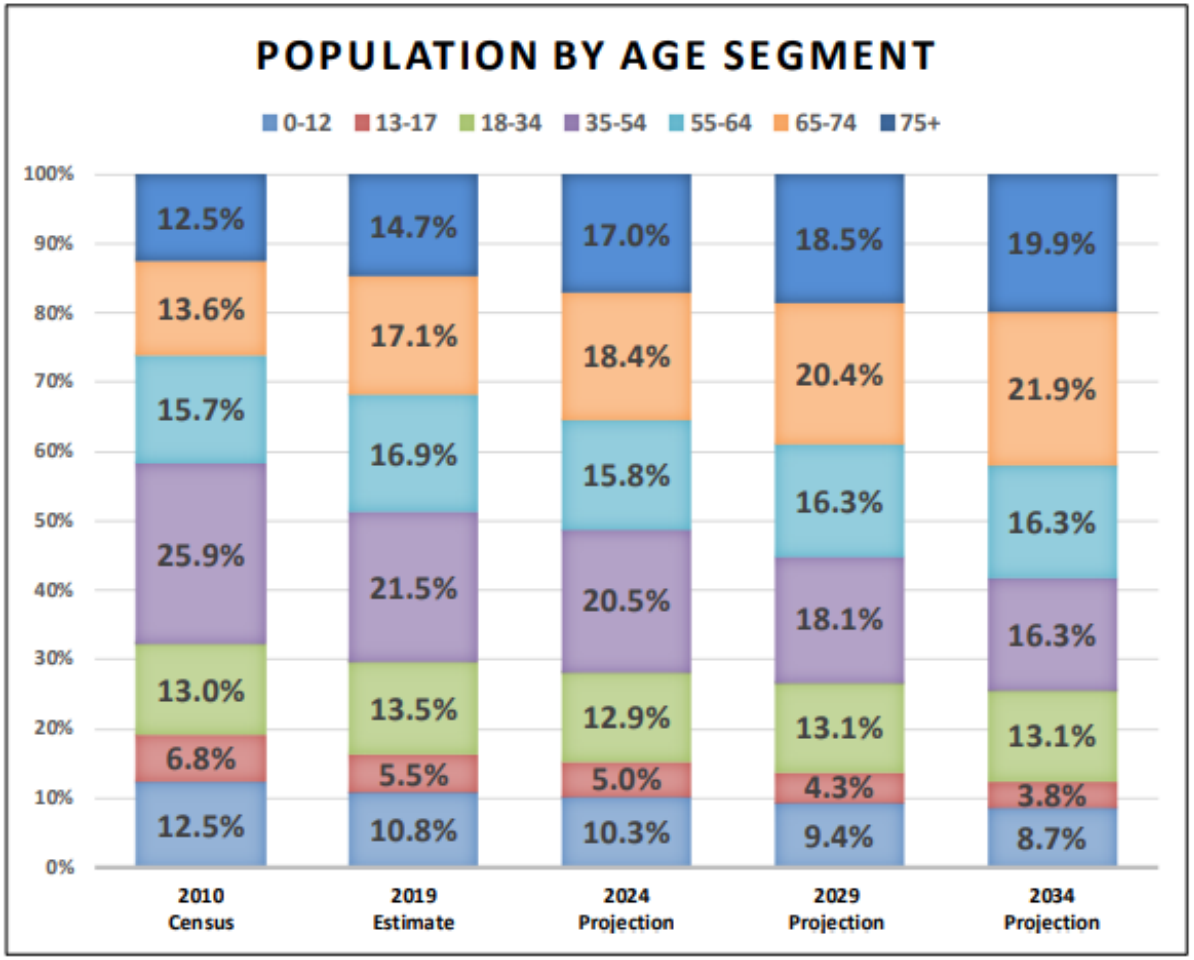

Phase I – Community Profile

Tapestry Segment	Descriptor	Household Size	Median Age	Median Household Income	Percent of Town Households (2018)	Percent of US Households (2018)
Exurbanites	Active in their communities, generous in their donations, and seasoned travelers. Expansive home style in less crowded neighborhoods. Lifestyle is both affluent and urbane.	2.5	51.0	$103,400	32.9%	1.9%
Golden Years	Independent, active seniors nearing the end of their careers or already in retirement. Actively pursuing travel, sports, dining out, museums, and concerts. Focused on physical fitness, and enjoying their lives.	2.06	52.3	$71,700	15.7%	1.3%
The Elders	Favor communities designed for senior or assisted living. Housing varies from mobile homes to single-family residences to high-rise apartments. These seniors are informed, independent, and involved.	1.68	72.3	$42,800	11.2%	0.7%
Silver & Gold	Most affluent senior market and growing. Affluence provides the opportunity to retire to sunnier climates that feature exclusive communities. Possess free time, stamina, and resources to enjoy the good life.	2.03	63.2	$72,100	9.9%	0.8%
Savvy Suburbanites	Well educated, well read, and well capitalized. Suburban lifestyle includes home remodeling and gardening plus sports and exercise. Enjoy good food and wine, plus cultural events.	2.85	45.1	$108,700	8.7%	3.0%
Subtotal					**78.4%**	**7.7%**

Phase I – Community Engagement

January to May 2020 over 1,973 unique responses

- Master Plan Web site January – May 2020
- 927 comments received
- Focus Group and Stake Holder meetings, January 2020
- 37 participants
- Town Hall meeting – January 2020
- 130 participants
- Intercept surveys – Nine dates (Feb – Mar 2020)
- 404 participants
- Statistically Valid Survey – February to April 2020
- 443 completed surveys
- On-Line Survey – April to May 2020
- 372 completed

Phase 1 – Community Engagement Website Input

Area of Interest	Volume of Comments
Preserving Golf Course in Vistoso as Open Space	High
Reinvesting in Community Center	
Reinvesting in Golf Courses	
Take Care of What We Already Have	
Community Connectivity through Trails	
Expansion of Trails in Parks (Naranja Park)	
Expansion of Pickleball Courts	Medium
Expansion of Athletic Fields	
Aquatic Center Expansion and Fees	
Community Special Events are desired	
Dog Parks are Important	
Conservation at SteamPump Ranch	
Completing Naranja Park	
Expansion of Tennis Courts	Low
Skateparks and BMX Parks	
Increased Programs and Services for Children	
Disc Golf Courses	

Phase I – Community Engagement On-Line Survey

Recreation Program/Service	Priority
Community special events (concerts, festivals, etc.)	High
Fitness and wellness programs (Yoga/Tai Chi classes, etc.)	
Walking/jogging/running/cycling clubs	
Senior programs and services	
Environmental education programs	
Reservation/rental of picnic shelters	Medium
Performing arts programs	
Art classes (pottery, painting, music, etc.)	
Reservation/rental of indoor meeting space	
Water fitness programs/lap swimming	
Open Swim	
Weightlifting/bodybuilding programs	Low
Bicycle lessons and clubs	
Golf lessons/clinics	
Adult learning classes (language, tech, etc.)	
Tennis lessons and leagues	
Learn to swim programs	
Sand volleyball programs	
Basketball Programs	
Pickleball lessons/clinics	
Disc golf course	
Volleyball programs	
Running events (5K, 10K, Marathons)	
Soccer programs	
Programs for people with special needs	
Softball programs	
Baseball Programs	
Reservation/rental of athletic fields	
After school programs/out-of-school camps	
Family-oriented programs (Mommy & Me, Daddy & Me, etc.)	
Gymnastics	
Football programs	
Recreation/competitive swim team	
Lacrosse programs	
Archery	

Facility/Amenity	Priority
Open space conservation areas/trails	High
Trails (natural surface)	
Trails (multi-use paved)	
Neighborhood parks	
Restroom buildings in parks	
Large community parks	
Pavilions/picnic sites	
Community gardens	
Environmental education center	Medium
Performing Arts Venue (stage)	
Recreation/Community Center	
Playgrounds	
Dog parks (off-leash)	
Amphitheater	
Skateboarding/Bicycle parks (concrete)	
Tennis courts	
Basketball/Volleyball courts – outside	
Basketball/Volleyball courts – inside	
Golf	Low
Pickleball courts	
Disc golf course	
Sand volleyball courts	
Football/Soccer/Lacrosse fields	
Aquatics Facility – recreation/lap pool	
Aquatics Facility – splash pad/water play features	
Baseball/Softball fields	
Banquet/meeting rooms	
Dirt bicycle pump/BMX track	
Remote Control (RC) Hobby facility	
Aerobics/dance rooms/dance floors	
Aquatics Facility – competition pool	
Archery range	

Phase I – Community Engagement Mail-in Survey

Recreation Program/Service	Priority
Community special events	High
Fitness & wellness programs	
Adult learning classes	
Senior programs & services	
Art classes	
Walking/jogging/running/cycling clubs	Medium
Performing arts programs	
Golf lessons/clinics	
Environmental education programs	
Pickleball lessons/clinics	
Open swim	
Water fitness programs/lap swimming	Low
Weightlifting/bodybuilding programs	
Running events	
Reservation/rental of picnic shelters	
After school programs/out-of-school camps	
Tennis lessons & leagues	
Family-oriented programs	
Bicycle lessons & clubs	
Learn to swim programs	
Volleyball programs	
Soccer programs	
Programs for people with special needs	
Reservation/rental of indoor meeting space	
Archery	
Basketball programs	
Sand volleyball programs	
Recreation/competitive swim team	
Gymnastics	
Softball programs	
Reservation/rental of athletic fields	
Football programs	
Baseball programs	
Lacrosse programs	

Facility/Amenity	Priority
Trails (natural surface)	High
Trails (multi-use paved)	
Open space conservation areas/trails	
Neighborhood parks	
Restroom buildings	
Large community parks	
Performing Arts Venue (stage)	
Community gardens	
Golf	Medium
Dog parks (off-leash)	
Recreation/community center	
Playgrounds	
Pavilions/picnic sites	
Amphitheater	
Aquatics facility-recreation/lap pool	
Aerobics/dance rooms/dance floors	
Aquatics facility-splash pad/water play features	
Pickleball courts	
Environmental education center	Low
Disc golf course	
Tennis courts	
Skateboarding/bicycle parks (concrete)	
Banquet/meeting rooms	
Basketball/volleyball courts-inside	
Baseball/softball fields	
Sand volleyball courts	
Remote control (RC) hobby facility	
Football/soccer/lacrosse fields	
Dirt bicycle pump/BMX track	
Basketball/volleyball courts-outside	
Archery range	
Aquatics facility-competition pool	

Phase I – Level of Service

	Current Service Levels			Recommended Developed Park Service Levels			2035 Standards		
Park Type	**Current Service Level**			**Recommended Developed Park Service Levels**			**Meet Standard/ Need Exists**	**Additional Developed Parks/Facilities/ Amenities Needed**	
Mini Park	0.79	acres per	1,000	0.10	acres per	1,000	Meets Standard	-	Acre(s)
Neighborhood Parks	1.16	acres per	1,000	1.25	acres per	1,000	Need Exists	16	Acre(s)
Recreation/Special Use Area	4.08	acres per	1,000	3.25	acres per	1,000	Meets Standard	-	Acre(s)
Total Developed Park Acreage	**6.03**	**acres per**	**1,000**	**4.60**	acres per	**1,000**	**Needs Exists**	**16**	**Acre(s)**
Recommended Park Development by HOA							**Needs Exists**	**16**	**Acre(s)**
OUTDOOR AMENITIES									
Basketball Court	1.00	court per	3,976	1.00	court per	4,000	Need Exists	2	Court(s)
Playgrounds	1.00	site per	2,177	1.00	site per	2,350	Need Exists	2	Site(s)
Ramadas - Small Group	1.00	site per	1,577	1.00	site per	1,750	Need Exists	2	Site(s)
Swimming Pool - Neighborhood	1.00	site per	1,988	1.00	site per	3,500	Meets Standard	-	Site(s)
Tennis Courts	1.00	court per	6,532	1.00	court per	8,000	Meets Standard	-	Court(s)
Volleyball Courts - Outdoors	1.00	court per	7,621	1.00	court per	30,000	Meets Standard	-	Court(s)

Parks and Recreation Master Plan

Town of Oro Valley

Phase II – Connectivity Analysis

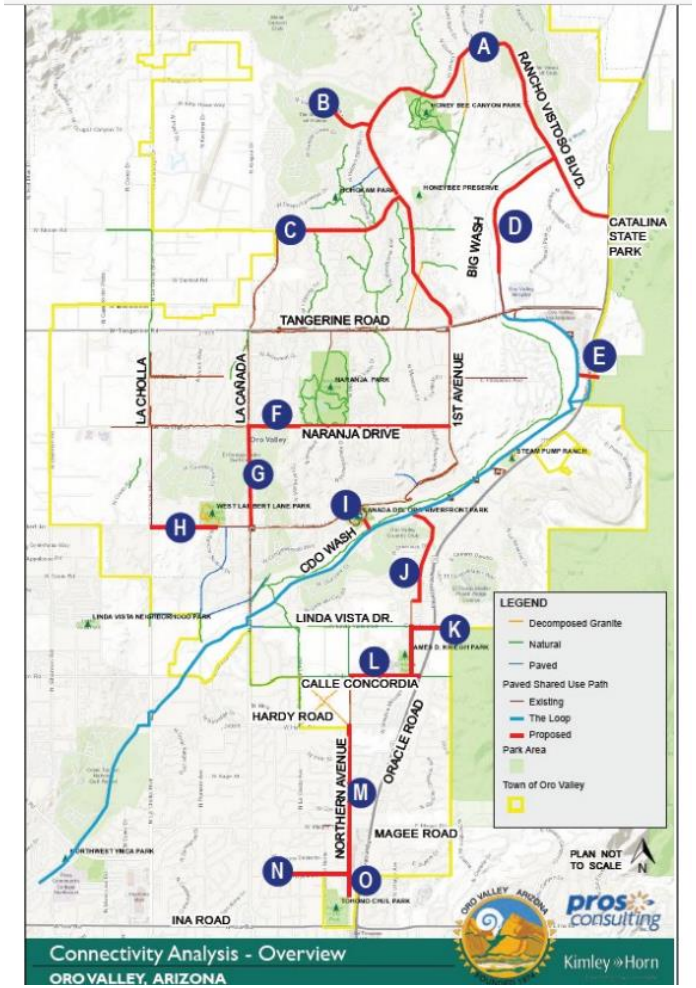

Phase II – Concept Site Plans

6.2.1 COMMUNITY CENTER SITE CONCEPT PLAN

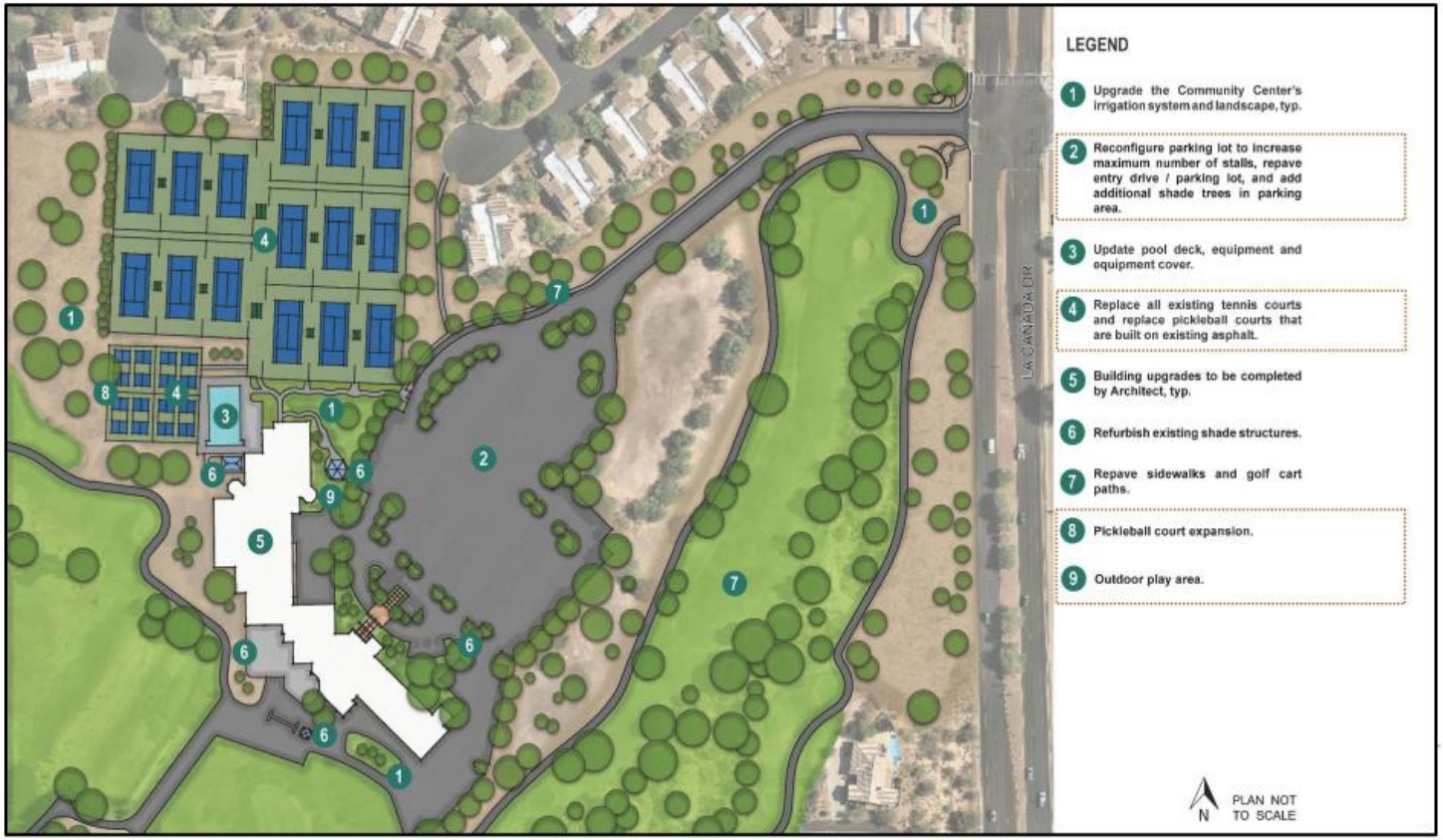

Phase II – Concept Plans

6.2.3 JAMES D. KRIEGH PARK AND ORO VALLEY AQUATIC CENTER CONCEPT PLAN

LEGEND

1. Upgrade irrigation system and landscape, typ.
2. New entry monument and plantings to match existing entry monuments.
3. Add shade trees to east parking lots.
4. Existing softball fields.
5. Existing baseball fields.
6. Lighted sand volleyball court.
7. Demolish existing racquetball courts and convert to new basketball courts.
8. Enhance memorial with plantings.
9. Ramada, typ.
10. Entry plaza and ramada.
11. Swim meet tent area.
12. Expansion area for future aquatic center and related improvements.
13. New pedestrian mall through the center of the park.
14. Restroom, typ.
15. Multi-use lawn / open space.
16. Small ramadas / open space.
17. Relocated maintenance facility (1/4 acre).
18. Lighted 3/4 mile walking loop around park.
19. New off-leash dog park.
20. New Playground and small ramadas.
21. Refurbished playground.
22. New North parking lot and drop off loop.
23. New drainage channel and planted buffer.
24. New vending area.
25. Upgrade pool facility aesthetics to provide greater curb appeal.
26. Update pump room / equipment.

N PLAN NOT TO SCALE

Phase II – Concept Plans

6.2.4 RIVERFRONT PARK CONCEPT PLAN

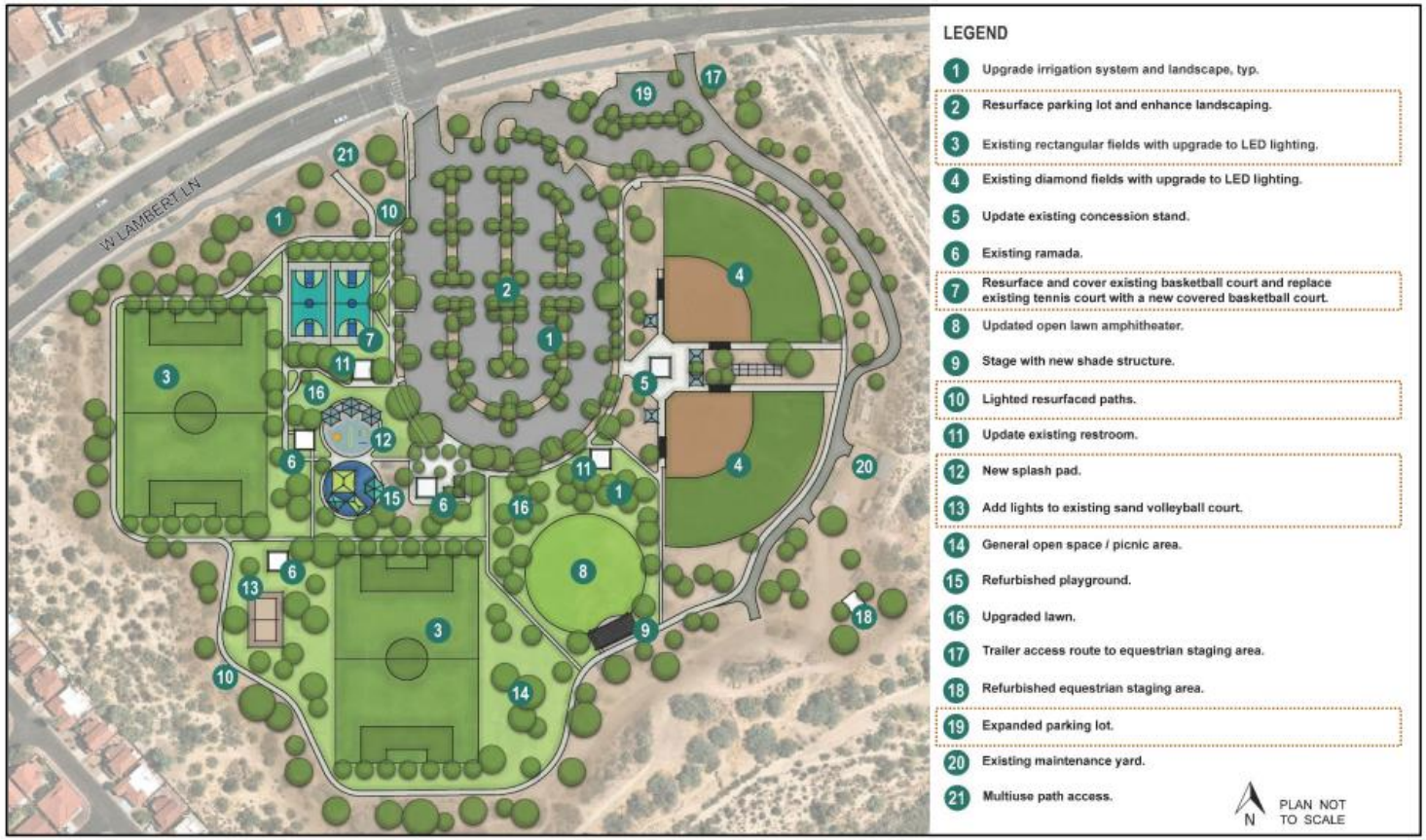

Phase II – Concept Plans

6.2.5 STEAM PUMP RANCH CONCEPT PLAN

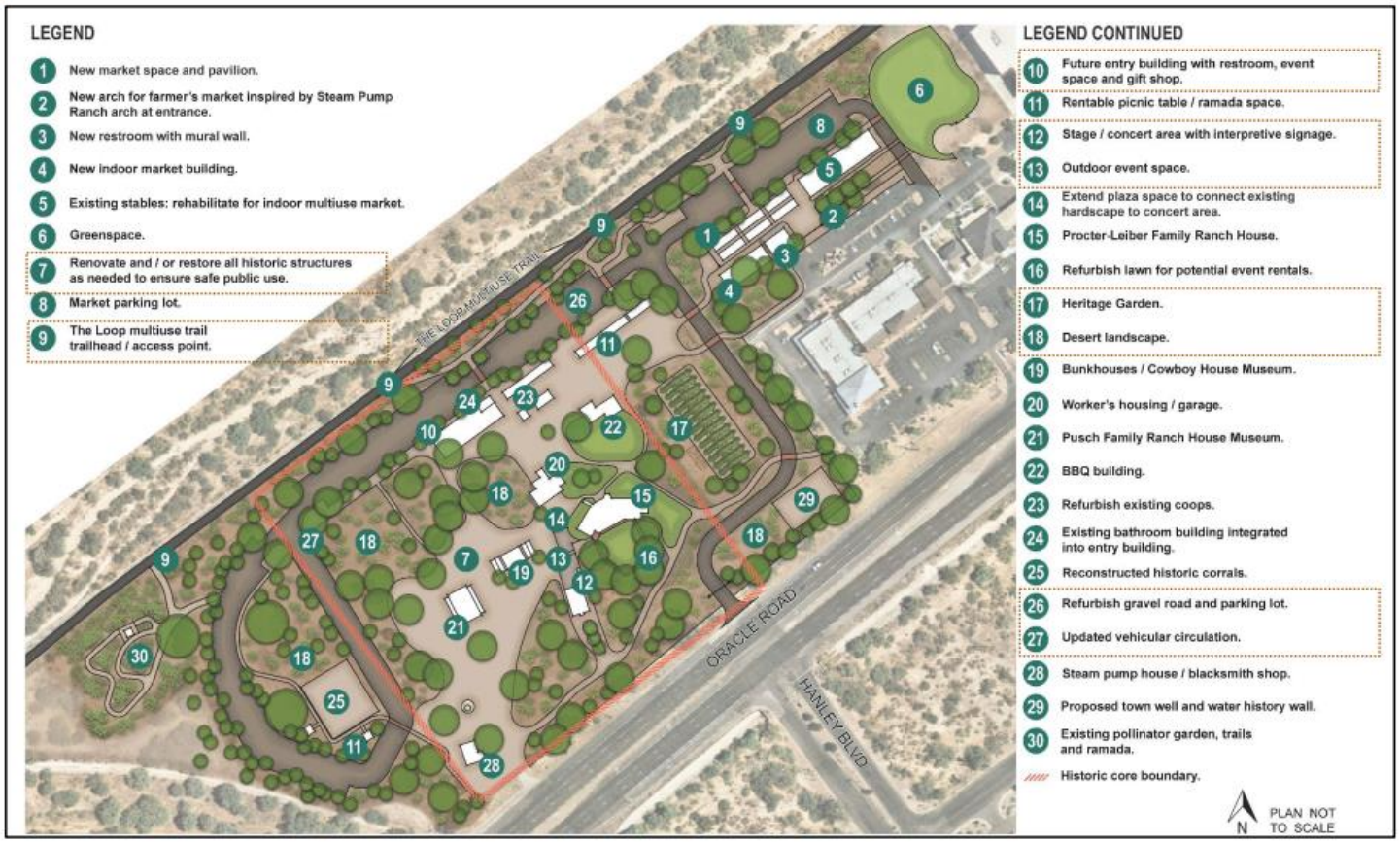

Phase II – Concept Plans

6.2.6 NARANJA PARK CONCEPT PLAN

Phase II – Capital Improvement Plan

- Sustainable - Critical maintenance projects, including lifecycle replacement, repair of existing equipment, and safety and ADA improvements.
- Expanded Services - Projects that include strategic changes to the existing parks system to better meet the unmet needs of the community, including adding such features as splashpads, outdoor basketball court: playgrounds and lighted multi-purpose fields.
- Visionary - Complete park renovation, land acquisitior and enhanced park/trail development, such as the phased in renovation of the Community Center and expansion of Naranja Park.

SUMMARY BY TIER	
Tier	**Estimated Total Project Cost**
Sustainable Projects	$16,515,000
Expanded Service Projects	$9,950,000
Visionary Projects	$37,150,000
TOTAL	**$63,615,000**

Implementation – Park Bond

- Conquistador and Canada Golf Course Irrigation
- Tennis/Pickleball Court Improvements
- Community Center Parking Lot Improvements
- Multi-Use Path Connections
- Naranja Park Improvements

Implementation - Programming

- Continued focus on Community Events
- Community Wellness
- Senior Task Force (focused senior programming)
- Art Programs (music, painting, etc.)
- Environmental Education

Inspire Connection Through Recreation

Thank you